



ENO WEATHER WEEK

Environment Online -ENO invites primary and secondary schools around the world to participate in making weather observations during the ENO Weather Week, which is held in the last week of February. The results will be shared with the ENO network. See detailed instructions below.

INSTRUCTIONS

BEFORE:

- 1) Visit [ENO Weather Week page](#)
- 2) Check out the [online observation form](#) in the project page and go through the questions.
- 3) Check the [Weather Data Spreadsheet](#) This is where all the data entered will be stored.

- 4) **Get the materials and tools needed:** smartphone/tablet or pen and paper for notes, thermometer, air pressure and rainwater measurement tools etc.

Do your weather measurements at noon or around noon each day.

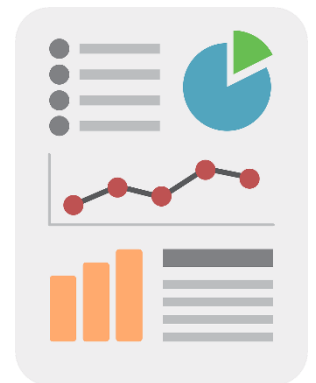
YOUR WEATHER WEEK:

- 1) Fill in the [online observation form](#) with the informations and the measurement results everyday within one week.

AFTER:

- 1) **Make a presentation of the results.** The presentation can include:

- **Graphic presentations** of the results by using either [Google sheets](#) graphic tools or by using the digital tools you like or do them by drawing by hand. Creativity is welcomed!
- **Writings:** Write a few lines about the subject *CHANGEMENT* and discuss in it if and how climate change has affected your area. You can include pictures and other data into it. If you are an earlier participant you can use the [data collected](#) by your school during the years. Make comparisons of the years.
- **Video presentation:** Make a video with students explaining the results and discussing the possible changes in climate in your area.

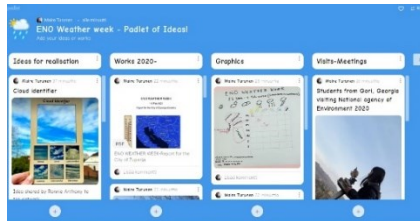


- 2) **Share you observations and presentations** with the ENO network:

- a) **Facebook:** [ENO Teachers group](#)

use the hastags #ENOweatherweek @enoprogramme #enoprogramme

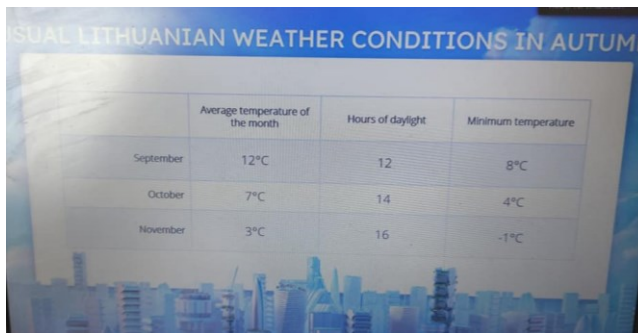
b) ENO Weather week Padlet



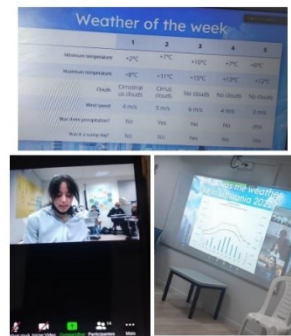
<https://padlet.com/enoprogramme/ENOWeatherWeek>

c) Discuss the results with twinning class/school online

ENO Environment Online offers a possibility for online meetings in english for schools through Zoom. The meeting will be held two weeks after the ENO weather week. If you are interested of this possibility write to us: info@enoprogramme.org



	Average temperature of the month	Hours of daylight	Minimum temperature
September	12°C	12	8°C
October	7°C	14	4°C
November	3°C	16	-1°C



Need a certificate of participation?

A certificate of participation will be issued to participants of the week. To receive the certificate, register your school [here](#)